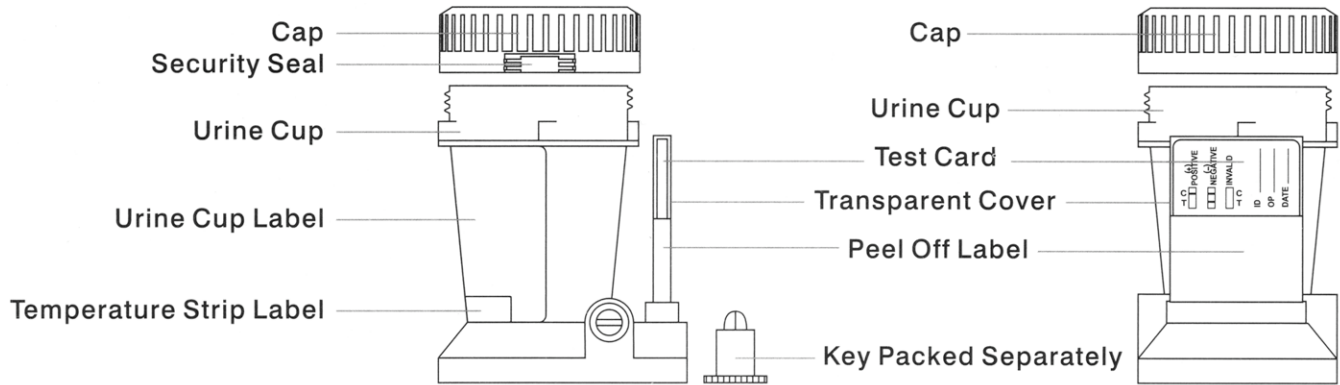
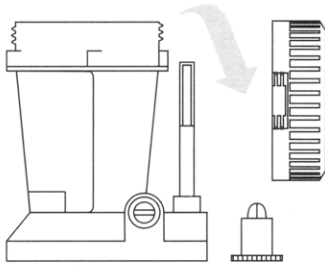


SCREENERS® Test Cup

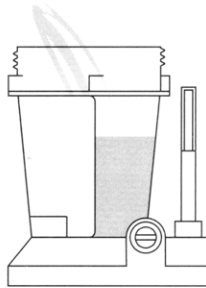
AutoSplit™ KO Test Cup Procedure Card



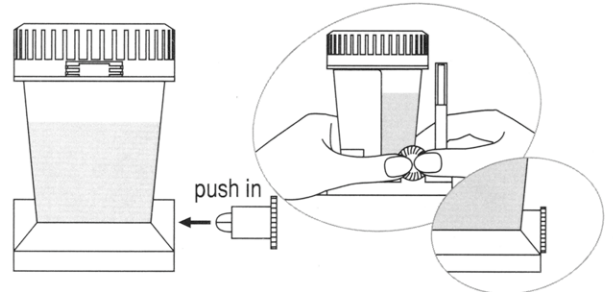
1 Remove Cap.
(Key is held by technician.)



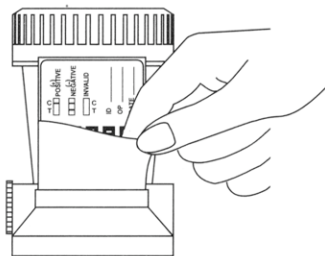
2 Donor provides specimen.



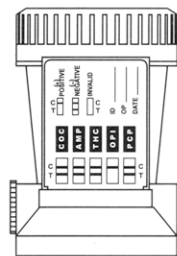
3 Replace and secure cap.
On a flat surface, technician inserts key and pushes in.



4 Peel off the label to view results



5 Test is read in the reaction well.



Read results at 5 minutes.

Read positive results at 5 minutes.

Negative results can be read as soon as they appear.

Test shows positive for Opiates



All positive results are presumptive and should be confirmed by an alternative method (e.g. GC/MS). A photocopy of the results can be made by placing the entire cup with the card face down on the copier.

DRUG TEST SYSTEMS

8 Landing Way, Dover, NH 03820

Toll Free: 888-805-4849

